

MCS-700

Wireless Siren



Visonic

Installation Instructions

1. INTRODUCTION

The MCS-700 is an indoor or outdoor wireless siren designed for installation in areas in which wiring action is difficult or impossible.

The siren communicates with the PowerMax+ wireless alarm control system. When an identified activation command is received from the alarm system, the siren activates its sounder, activates its flash light (strobe light, every 1.5 seconds) and acknowledges its activation to the PowerMax+.

The MCS-700 and the alarm control system should be located in the same house.

MCS-700 Features

- Designed for indoor or outdoor use**
 The siren has double plastic cover for extra protection against rain and sun.
- Distinguishable siren fire and burglar alarms**
Fire alarm: Alternating on/off alarm sound.
Burglary alarm: Continuous high/low tone sweep.
Note: The siren is activated for a predefined "Bell Time" (refer to PowerMax+ programming guide, par. 4.4) according to local authorities requirements. After this period, the siren sound stops.
- Squawk indications**
 High, mid or low siren squawk (beep) sounds can be used to indicate PowerMax+ arming (1 squawk) and disarming (2 squawks) by a keyfob (see PowerMax+ user's guide par. 7.13).
- Strobe light**
 When an identified activation command is received from the alarm system, the siren light flashes (every 1.5 seconds) until the PowerMax+ is disarmed. When AC power fails (the siren uses its backup battery) the strobe light is disabled. The siren can be purchased with red, blue, amber or transparent lens, according to the desired strobe light color.
- AC Power indication LED**
 When there is AC power supply, the red LED lights. When the siren uses its backup battery, the LED does not light.
- Triple Tamper protection**
 3 tamper switches are included; one on side cover, second touching the mounting surface and third attached to the closure screw.
- Rechargeable Ni-Mh backup battery**
 Enables backup period of 24 hours (standby) / 15 min. (alarm). Typical Initial charging time is 24 hours. When the battery voltage is low, low battery message is sent to the PowerMax+.

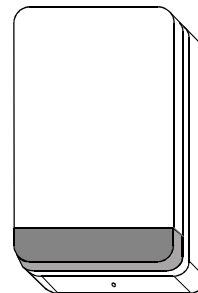


Figure 1 - External View

- 2-way full supervision**
 The siren is fully supervised, 2-way communication device. It includes a receiver, to receive activation commands from the alarm system, and a transmitter, to periodically transmit its status signal to the alarm system.
 The transmitted signal strength can be measured during the installation (refer to PowerMax+ programming guide, section 9 – Diagnostic Test).
- Self-test feature**
 Upon pressing the MCS-700 self test switch for 3 seconds, the siren functional check is performed (low level sounds and strobe light indicate that that siren is serviceable).

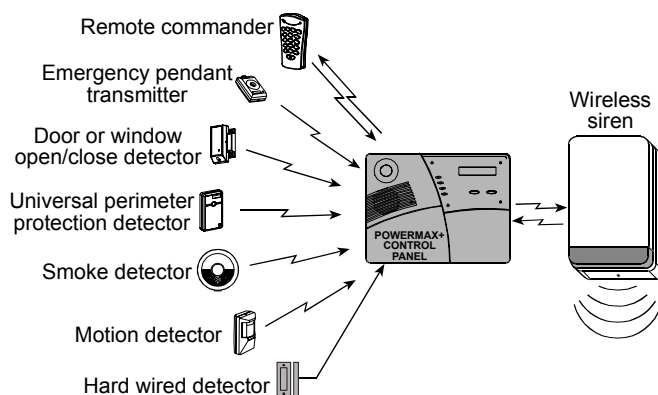


Figure 2- Integration with the Alarm System

2. SPECIFICATIONS

Siren Type: Piezo, 98dB SPL @ 1m, 1.8-2.3 kHz, sweep frequency 7Hz

Power Supply: Indoor, limited power source, plug-in transformer (supplied with the siren):

120 VAC, 60 Hz / 9 VAC, 700 mA (in the U.S.A.), or 230 VAC, 50 Hz / 9 VAC, 700 mA.

Backup Battery (supplied with the siren):

Ni-Metal, 7.2V, 320mAh

Current Consumption:

13 mA ± 10% (standby), 370 mA ± 10% (operation)

Compliance with Standards:

EN 50131-1 (class 2), ETSI EN 300 220, FCC Part 15, IP55

Operating Frequency (MHz): 315, 433.92, 868.95, or 869.2625.

Receiver and Transmitter ID Type: 24-bit

Strobe Output: Pulsed @ 1.5 sec.

Dimensions (LxWxD): 30 x 19 x 7 cm (11-13/16 x 7-1/2 x 2-3/4 in)

Color: White (with red, blue, amber or transparent lens)

Operating Temperature: 0°C to 45°C (32°F to 113°F)

3. INSTALLATION, TESTING AND ENROLLING

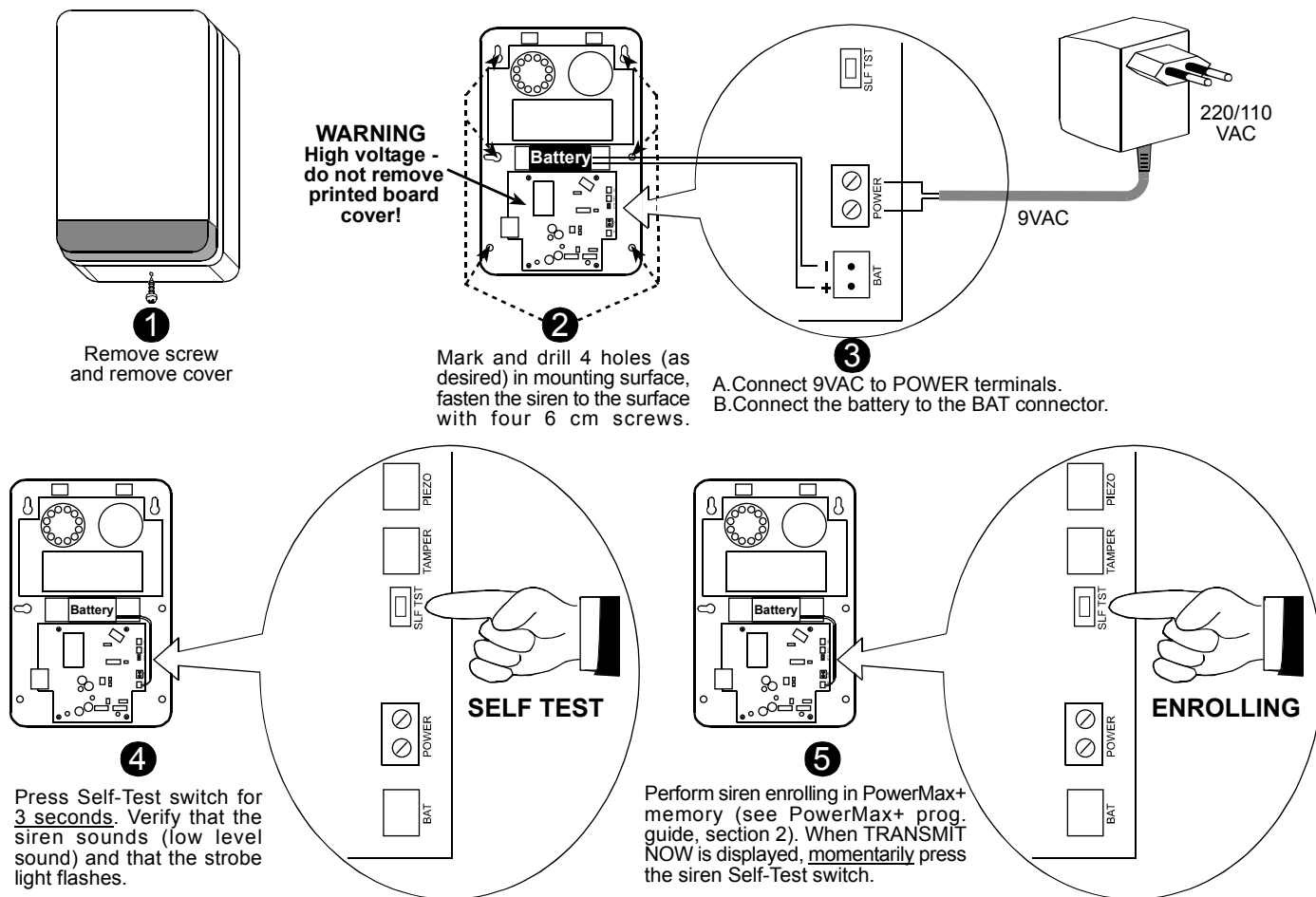


Figure 3 – Installation, Testing and Enrolling

Notes

- Pressing the Self-Test switch for 3 seconds is used for testing the siren (by using low level sound) and its strobe light.
- Pressing the Self-Test switch momentarily is used to enroll the siren in the PowerMax+ memory (The PowerMax+ must recognize the siren unique identification code for command delivery and supervision).
- After the enrolling, close the siren cover and perform DIAGNOSTIC TEST, as described in PowerMax+ programming guide section 9.

Interference Prevention

This device complies with FCC Rules Part 15. Operation is subject to two conditions: (1) This device may not cause harmful interference, and (2) this device must accept any interference that may be received or that may cause undesired operation.

WARRANTY

Visonic Ltd. and/or its subsidiaries and its affiliates ("the Manufacturer") warrants its products hereinafter referred to as "the Product" or "Products" to be in conformance with its own plans and specifications and to be free of defects in materials and workmanship under normal use and service for a period of twelve months from the date of shipment by the Manufacturer. The Manufacturer's obligations shall be limited within the warranty period, at its option, to repair or replace the product or any part thereof. The Manufacturer shall not be responsible for dismantling and/or reinstallation charges. To exercise the warranty the product must be returned to the Manufacturer freight prepaid and insured.

This warranty does not apply in the following cases: improper installation, misuse, failure to follow installation and operating instructions, alteration, abuse, accident or tampering, and repair by anyone other than the Manufacturer.

This warranty is exclusive and expressly in lieu of all other warranties, obligations or liabilities, whether written, oral, express or implied, including any warranty of merchantability or fitness for a particular purpose, or otherwise. In no case shall the Manufacturer be liable to anyone for any consequential or incidental damages for breach of this warranty or any other warranties whatsoever, as aforesaid.

This warranty shall not be modified, varied or extended, and the Manufacturer does not authorize any person to act on its behalf in the modification, variation or extension of this warranty. This warranty shall apply to the Product only. All products, accessories or attachments of others used in conjunction with the Product, including batteries, shall be covered solely by their own warranty, if any. The Manufacturer shall not be liable for any damage or loss whatsoever, whether directly, indirectly, incidentally, consequentially or otherwise, caused by the malfunction of the Product due to products, accessories, or attachments of others, including batteries, used in conjunction with the Products.

The Manufacturer does not represent that its Product may not be compromised and/or circumvented, or that the Product will prevent any death, personal and/or bodily injury and/or damage to property resulting from burglary, robbery, fire or otherwise, or that the Product will in all cases provide adequate warning or protection. User understands that a properly installed and maintained alarm may only reduce the risk of events such as burglary, robbery, and fire without warning, but it is not insurance or a guarantee that such will not occur or that there will be no death, personal damage and/or damage to property as a result.

The Manufacturer shall have no liability for any death, personal and/or bodily injury and/or damage to property or other loss whether direct, indirect, incidental, consequential or otherwise, based on a claim that the Product failed to function. However, if the Manufacturer is held liable, whether directly or indirectly, for any loss or damage arising under this limited warranty or otherwise, regardless of cause or origin, the Manufacturer's maximum liability shall not in any case exceed the purchase price of the Product, which shall be fixed as liquidated damages and not as a penalty, and shall be the complete and exclusive remedy against the Manufacturer.

Warning: The user should follow the installation and operation instructions and among other things test the Product and the whole system at least once a week. For various reasons, including, but not limited to, changes in environmental conditions, electric or electronic disruptions and tampering, the Product may not perform as expected. The user is advised to take all necessary precautions for his /her safety and the protection of his/her property.

6/91



VISONIC LTD. (ISRAEL): P.O.B 22020 TEL-AVIV 61220 ISRAEL. PHONE: (972-3) 645-6789, FAX: (972-3) 645-6788
 VISONIC INC. (U.S.A.): 10 NORTHWOOD DRIVE, BLOOMFIELD CT. 06002-1911. PHONE: (860) 243-0833, (800) 223-0020 FAX: (860) 242-8094
 VISONIC LTD. (UK): FRASER ROAD, PRIORY BUSINESS PARK, BEDFORD MK44 3WH. PHONE: (0870) 7300800 FAX: (0870) 7300801
 INTERNET: www.visonic.com

©VISONIC LTD. 2004 MCS-700, DE5420- (REV. 2, 01/04)

MADE IN
ISRAEL